



ASBK.COM.AU f t i y

# Round 6 : Sydney Motorsports Park : September 8 - 10

## HI-TEC BATTERIES AUSTRALIAN SUPERSPORT 300 CHAMPIONSHIP

### Qualifying 2

Date: 09/09/17  
 Event: Q08  
 Weather: Sunny - 18.5C  
 Track: Dry - Temp: 42.4C

Started at: 12:15:04  
 Laps: 20 Min  
 Starters: 35  
 Printed at: 12:44

### PROVISIONAL CLASSIFICATION

Pos	No	Gr	Name	Class	Machine	Fastest Lap	On Lap	Behind Prev	Behind Leader	Top Speed
1	29	J	Billy VAN EERDE (NSW) / KTM Aust. / Hunter Valley M-cycles / Chris Watson M-cycles	O300	KTM RC 390	1:43.506	5 of 6			190
2	86	J	Oliver BAYLISS (QLD) / Cube Racing / Australian Outdoor Living / Motul / Pirelli / Sprint Filter	U300	Kawasaki EX 300	1:44.525	4 of 10	1.019	1.019	185
3	37	J	Jack MAHAFFY (VIC) / JDS Moto / Eastern Security Doors / JLT Insurance / TelMe Fleet / SignPro	O300	Yamaha R3 321	1:44.698	4 of 4	.173	1.192	180
4	14	B	Broc PEARSON (QLD) / Yamaha / YRD / Maxima Oils / World Gym / Kabuto / Pirelli Tyres	O300	Yamaha R3 321	1:44.882	7 of 10	.184	1.376	188
5	33	J	Reid BATTYE (NSW) / Bcperformance Junior Team / Landscapesupplies.com.au / IPONE	U300	Kawasaki EX 300	1:44.894	4 of 9	.012	1.388	189
6	20	B	Hunter FORD (NSW) / Ford Brothers Racing / Huntingtons NSW / Hunter Bikers Events	O300	Yamaha R3 321	1:45.073	8 of 9	.179	1.567	184
7	41	A	Max CROKER (NSW) / KTM Aust. / Nolan Helmets / Bridgestone / Ron Angel Classic Racing	O300	KTM RC 390	1:45.144	4 of 9	.071	1.638	193
8	333	B	Yanni SHAW (NSW) / Bcperformance Junior Team / Landscapesupplies.com.au / IPONE	U300	Kawasaki EX 300	1:45.685	3 of 3	.541	2.179	182
9	87	A	Zac LEVY (QLD) / Tahli Passeri / Puma RV's / Hannay Lawyers / RaceArt Aust / Kabuto	O300	Yamaha R3 321	1:45.687	7 of 10	.002	2.181	184
10	44	C	Tom BRAMICH (VIC) / Ron Angel Classic Racing / Nolan Helmets / YRD / Ricondi / BoardPro	O300	Yamaha R3 321	1:45.759	7 of 9	.072	2.253	193
11	151	J	Locky TAYLOR (QLD) / LTR Racing / Fitness2Podium / Lki Brand / ART Ridedynamics / TC Tipers	O300	Yamaha R3 321	1:46.010	8 of 11	.251	2.504	191

*Scott Laing*  
 Chief Time Keeper - Scott Laing

*Tom Williams*  
 Clerk of Course - Tom Williams



Computime Race Timing Systems Pty Ltd © 1996  
 Licensed to Computime Race Timing Systems

[www.computime.com.au](http://www.computime.com.au)

COMPUTIME RACE TIMING SYSTEMS PTY LTD



ASBK.COM.AU f t i y

# Round 6 : Sydney Motorsports Park : September 8 - 10

## HI-TEC BATTERIES AUSTRALIAN SUPERSPORT 300 CHAMPIONSHIP

### Qualifying 2

Date: 09/09/17  
 Event: Q08  
 Weather: Sunny - 18.5C  
 Track: Dry - Temp: 42.4C

Started at: 12:15:04  
 Laps: 20 Min  
 Starters: 35  
 Printed at: 12:44

### PROVISIONAL CLASSIFICATION

Pos	No	Gr	Name	Class	Machine	Fastest Lap	On Lap	Behind Prev	Behind Leader	Top Speed
12	24		Ben BRAMICH (VIC) / Ron Angel Classic Racing / Nolan Helmets / Yamaha YRD / Ricondi	O300	Yamaha R3 321	1:46.128	5 of 10	.118	2.622	189
13	23		Corey BRIFFA (NSW) / Alex Cudlin M-sport / St Phillips Christian College Cessnock	O300	Yamaha R3 321	1:46.271	8 of 10	.143	2.765	186
14	1	A	Brandon DEMMERY (NSW) / Deborah M-sports / Yamaha YRD / Dunlop / Rescom Erebus Academy	O300	Yamaha R3 321	1:46.471	5 of 11	.200	2.965	189
15	93	B	Drew SELLS (VIC) / Race Center / Oilee Racing / Peter Stevens M-cycles / Rubic	U300	Kawasaki EX 300	1:46.739	10 of 10	.268	3.233	185
16	115	?	Rogan CHANDLER (NZ) / Acid Racing / Race Center / Leslie Chanlder / Dimond Design	O300	Yamaha R3 321	1:47.272	4 of 9	.533	3.766	184
17	21	A	Jarred BROOK (QLD) / KTM Aust. / Wide Bay M-cycles / Shoei Helmets / Motul / Pirelli / Shark	O300	KTM RC 390	1:47.567	3 of 10	.295	4.061	182
18	15	J	Bronson PICKETT (WA) / Pete's Harley & Dyno Serv. / M & B Garden Bags / M & B Rubbish Disp.	U300	Kawasaki EX 300	1:47.728	5 of 10	.161	4.222	185
19	57	J	Seth CRUMP (QLD) / Jason Crump / Rock Oil / KTM Brisbane / Bell / Alpinestars	O300	KTM RC 390	1:48.287	10 of 10	.559	4.781	183
20	28	C	Tayla RELPH (QLD) / Motorcycle Sportsmen / Earmould Aust / NorthStar Yamaha / Pirelli	O300	Yamaha R3 321	1:48.647	10 of 10	.360	5.141	184
21	355	C	Laura BROWN (NSW) / Ricondi / Draggin Jeans / Shark Helmets / Falco Motorcycle Boots / Pirelli	U300	Kawasaki EX 300	1:49.097	9 of 10	.450	5.591	189
22	65	C	Jonah SITA (WA) / Flashpoint Motosport / Michael Sita	O300	Yamaha R3 321	1:49.149	4 of 8	.052	5.643	189
23	305	C	Andrew EDSER (VIC) / RedMen Fire / RaceArt Designs / Walters M-cycles	U300	Kawasaki EX 300	1:49.897	4 of 9	.748	6.391	180
24	97	J	Peter NERLICH (VIC) / TCN Racing / Bill Nerlich / BART	U300	Kawasaki EX 300	1:50.216	4 of 10	.319	6.710	182

*Scott Laing*  
 Chief Time Keeper - Scott Laing

*Tom Williams*  
 Clerk of Course - Tom Williams



Computime Race Timing Systems Pty Ltd © 1996  
 Licensed to Computime Race Timing Systems

[www.computime.com.au](http://www.computime.com.au)

COMPUTIME RACE TIMING SYSTEMS PTY LTD



ASBK.COM.AU f t i y

# Round 6 : Sydney Motorsports Park : September 8 - 10

## HI-TEC BATTERIES AUSTRALIAN SUPERSPORT 300 CHAMPIONSHIP

### Qualifying 2

Date: 09/09/17  
 Event: Q08  
 Weather: Sunny - 18.5C  
 Track: Dry - Temp: 42.4C

Started at: 12:15:04  
 Laps: 20 Min  
 Starters: 35  
 Printed at: 12:44

### PROVISIONAL CLASSIFICATION

Pos	No	Gr	Name	Class	Machine	Fastest Lap	On Lap	Behind Prev	Behind Leader	Top Speed
25	70	J	Troy RYAN (NSW) / Taree Motorcycles	O300	Yamaha R3 321	1:50.905	10 of 10	.689	7.399	182
26	34		Boyd HOCKING (VIC) / DPH Motorsport Yamaha	O300	Yamaha R3 321	1:51.254	2 of 8	.349	7.748	178
27	337	C	Gregory FARRELL (NSW) / Bcperformance / Landscapesupplies.com.au	U300	Kawasaki EX 300	1:52.085	3 of 9	.831	8.579	178
28	13	J	Travis HALL (QLD) / Barry's Dyno / Motorcycles 'R' Us	U300	Kawasaki EX 300	1:52.225	4 of 9	.140	8.719	183
29	51	C	Austin BARNES (VIC)	U300	Kawasaki EX 300	1:52.945	8 of 9	.720	9.439	178
30	22	D	Keegan PICKERING (NSW) / Maroochydore Beach Motel / Earmould Aust / West Sliders	U300	Kawasaki EX 300	1:53.740	6 of 8	.795	10.234	183
31	520	?	Shelby TURNER (QLD) / Pro Cycle Dyno / Motorcycle Exhaust Professionals / KFM Smash Repairs	U300	Kawasaki EX 300	1:54.189	9 of 10	.449	10.683	184
32	31		Chris DOBIE (NSW) / AMCN / Pirelli / YMF	O300	Yamaha R3 321	1:54.381	3 of 9	.192	10.875	172
33	18	J	Nicholas CLAIR (VIC) / TCN Racing / BART	U300	Kawasaki EX 300	1:55.112	7 of 10	.731	11.606	180
34	53	J	Jonathon HENDERSON (VIC)	O300	Yamaha R3 321	1:55.795	1 of 7	.683	12.289	170
35	81	D	Mathew CARTELLONE (QLD) / Carto Engineering M-cycle Access. / Platinum Paintless Dent Removal	U300	Kawasaki EX 300	1:59.264	9 of 9	3.469	15.758	170

New best lap for SS300 class - Previous: 1:44.023 by Tommy EDWARDS (NSW) on a Yamaha R3 321 set on 09/09/17

The results are provisional until the end of the time limit for protests and appeals.

*Scott Laing*  
 Chief Time Keeper - Scott Laing

*Tom Williams*  
 Clerk of Course - Tom Williams



Computime Race Timing Systems Pty Ltd © 1996  
 Licensed to Computime Race Timing Systems

[www.computime.com.au](http://www.computime.com.au)

COMPUTIME RACE TIMING SYSTEMS PTY LTD



ASBK.COM.AU f t i y

# Round 6 : Sydney Motorsports Park : September 8 - 10

## HI-TEC BATTERIES AUSTRALIAN SUPERSPORT 300 CHAMPIONSHIP

### Qualifying 2

Date: 09/09/17  
 Event: Q08  
 Weather: Sunny - 18.5C  
 Track: Dry - Temp: 42.4C


Started at: 12:15:04  
 Laps: 20 Min  
 Starters: 35  
 Printed at: 12:44

### PROVISIONAL LAP TIMES

No	Name	Lap 1	Lap 2	Lap 3	Lap 4	Lap 5	Lap 6	Lap 7	Lap 8	Lap 9	Lap 10	Lap 11
1	Brandon DEMMERY (NSW)	1:49.495	1:46.907	1:46.933	1:47.178	<b>1:46.471</b>	1:46.817	1:46.827	1:46.537	1:46.838	1:46.837	1:47.117
13	Travis HALL (QLD)	1:52.721	1:53.020	1:52.831	<b>1:52.225</b>	1:52.543	1:52.988	1:54.010	1:53.516	1:52.847		
14	Broc PEARSON (QLD)	1:50.416	2:18.616	1:47.365	1:45.625	1:46.573	1:45.063	<b>1:44.882</b>	1:48.161	1:51.355	2:01.903	
15	Bronson PICKETT (WA)	1:51.475	1:49.774	1:55.412	1:48.721	<b>1:47.728</b>	1:48.763	1:48.596	1:48.837	1:48.139	1:59.523	
18	Nicholas CLAIR (VIC)	1:58.334	1:57.310	1:56.656	1:55.575	1:57.595	1:56.595	<b>1:55.112</b>	1:56.521	1:55.770	1:58.037	
20	Hunter FORD (NSW)	1:46.663	1:46.299	1:46.242	1:45.408	2:01.393	3:17.374	1:54.909	<b>1:45.073</b>	1:45.319		
21	Jarred BROOK (QLD)	1:49.086	1:48.651	<b>1:47.567</b>	1:47.633	1:48.209	1:48.341	1:48.562	1:47.986	1:52.637	1:48.563	
22	Keegan PICKERING (NSW)	1:57.124	2:13.102	3:57.898	1:55.412	1:55.167	<b>1:53.740</b>	1:54.580	2:03.409			
23	Corey BRIFFA (NSW)	1:48.834	1:46.411	1:46.372	1:46.480	2:11.956	2:08.548	1:53.735	<b>1:46.271</b>	1:46.437	1:46.465	
24	Ben BRAMICH (VIC)	1:57.390	1:51.585	1:46.885	1:47.892	<b>1:46.128</b>	1:46.769	1:47.230	1:46.639	1:46.736	1:48.234	
28	Tayla RELPH (QLD)	1:52.453	1:50.223	1:50.191	1:50.240	1:50.123	1:50.860	1:50.229	1:49.705	1:49.107	<b>1:48.647</b>	
29	Billy VAN EERDE (NSW)	1:49.809	1:45.205	1:44.668	1:44.342	<b>1:43.506</b>	2:05.910					
31	Chris DOBIE (NSW)	1:57.038	1:56.381	<b>1:54.381</b>	1:55.686	1:55.733	1:55.613	1:54.588	2:41.135	1:56.681		
33	Reid BATTYE (NSW)	1:46.305	1:45.517	1:47.118	<b>1:44.894</b>	2:09.678	3:31.471	1:45.292	1:45.299	1:45.216		
34	Boyd HOCKING (VIC)	1:52.227	<b>1:51.254</b>	1:52.385	1:51.796	1:51.499	1:51.755	2:34.333	5:01.124			
37	Jack MAHAFFY (VIC)	1:45.028	1:45.953	1:46.004	<b>1:44.698</b>							
41	Max CROKER (NSW)	1:45.928	1:45.584	1:46.086	<b>1:45.144</b>	1:47.941	1:45.192	1:45.776	1:48.390	2:04.172		
44	Tom BRAMICH (VIC)	1:49.494	1:46.614	1:46.499	1:46.882	1:46.447	1:47.858	<b>1:45.759</b>	1:46.534	2:34.330		
51	Austin BARNES (VIC)	1:57.647	1:56.066	1:55.982	1:55.597	1:54.470	1:55.898	1:55.021	<b>1:52.945</b>	1:53.769		
53	Jonathon HENDERSON (VIC)	<b>1:55.795</b>	1:56.063	2:21.310	5:34.358	1:57.225	2:02.744	1:56.112				
57	Seth CRUMP (QLD)	1:49.098	1:49.154	1:48.943	1:48.814	1:48.970	2:13.444	1:51.255	1:49.994	1:50.327	<b>1:48.287</b>	
65	Jonah SITA (WA)	1:50.798	1:54.560	1:49.397	<b>1:49.149</b>	1:53.165	2:05.985	3:13.007	1:50.850			
70	Troy RYAN (NSW)	1:52.993	1:52.001	1:52.021	2:09.186	2:18.777	1:51.466	1:51.144	1:51.283	1:51.211	<b>1:50.905</b>	
81	Mathew CARTELLONE (QLD)	1:59.959	2:01.476	2:00.320	2:00.064	2:00.225	1:59.419	2:00.445	1:59.658	<b>1:59.264</b>		
86	Oliver BAYLISS (QLD)	1:49.229	1:58.812	2:10.739	<b>1:44.525</b>	1:45.346	1:45.453	1:45.866	1:58.899	2:31.053	1:45.999	
87	Zac LEVY (QLD)	1:49.400	1:45.927	1:46.267	1:45.918	1:51.041	1:45.997	<b>1:45.687</b>	1:46.996	2:06.481	2:27.572	
93	Drew SELLS (VIC)	1:51.020	1:49.471	2:14.553	1:47.615	1:48.201	1:47.389	1:55.108	1:55.673	1:47.106	<b>1:46.739</b>	
97	Peter NERLICH (VIC)	1:50.933	1:50.537	1:51.292	<b>1:50.216</b>	1:51.020	1:51.019	1:51.005	1:51.032	1:51.719	1:51.509	
115	Rogan CHANDLER (NZ)	1:49.356	1:47.498	1:47.529	<b>1:47.272</b>	2:02.510	4:07.705	1:47.739	1:48.421	1:47.988		
151	Locky TAYLOR (QLD)	1:50.970	1:47.262	1:46.109	1:47.144	1:46.350	1:46.889	1:46.996	<b>1:46.010</b>	1:47.889	1:46.854	1:46.901
305	Andrew EDSER (VIC)	2:11.123	1:50.265	1:50.831	<b>1:49.897</b>	1:50.878	2:10.051	2:25.917	1:51.066	1:50.838		
333	Yanni SHAW (NSW)	1:56.832	1:47.832	<b>1:45.685</b>								
337	Gregory FARRELL (NSW)	1:52.999	1:55.001	<b>1:52.085</b>	1:53.050	1:53.827	1:53.502	1:52.797	2:05.617	2:45.067		
355	Laura BROWN (NSW)	1:51.838	1:50.128	1:50.032	1:49.920	2:01.636	2:08.378	1:52.001	1:49.852	<b>1:49.097</b>	1:49.205	
520	Shelby TURNER (QLD)	1:54.340	1:55.723	1:55.503	1:54.433	1:54.208	1:54.757	1:55.631	1:58.097	<b>1:54.189</b>	1:55.587	

The results are provisional until the end of the time limit for protests and appeals.

  
 Chief Time Keeper - Scott Laing

  
 Clerk of Course - Tom Williams



Computime Race Timing Systems Pty Ltd © 1996  
 Licensed to Computime Race Timing Systems

[www.computime.com.au](http://www.computime.com.au)

COMPUTIME RACE TIMING SYSTEMS PTY LTD





ASBK.COM.AU f t i y

# Round 6 : Sydney Motorsports Park : September 8 - 10

## HI-TEC BATTERIES AUSTRALIAN SUPERSPORT 300 CHAMPIONSHIP

### Qualifying 2

Date: 09/09/17  
 Event: Q08  
 Weather: Sunny - 18.5C  
 Track: Dry - Temp: 42.4C

Started at: 12:15:04  
 Laps: 20 Min  
 Starters: 35  
 Printed at: 12:44

### PROVISIONAL SPLIT TIMES

Lap	Split 1	Split 2	Split 3	Lap Time	Spd	Lap	Split 1	Split 2	Split 3	Lap Time	Spd
<b>1 Brandon DEMMERY (NSW) (14th)</b>						4	38.603	46.433	<b>30.376</b>	1:55.412	177
1	49.787	46.869	31.847	2:08.503		5	33.402	44.619	30.700	1:48.721	185
2	33.139	45.331	31.025	1:49.495	182	6	<b>32.470</b>	44.298	30.960	<b>1:47.728</b>	182
3	32.515	43.802	30.590	1:46.907	184	7	32.967	44.434	31.362	1:48.763	177
4	32.646	44.281	<b>30.006</b>	1:46.933	178	8	32.996	44.415	31.185	1:48.596	173
5	32.744	44.175	30.259	1:47.178	189	9	33.256	44.449	31.132	1:48.837	173
6	<b>31.961</b>	43.953	30.557	<b>1:46.471</b>	182	10	33.020	<b>44.223</b>	30.896	1:48.139	174
7	32.179	43.849	30.789	1:46.817	178	11	34.354	52.483	32.686	1:59.523	180
8	32.552	43.943	30.332	1:46.827	175	<b>18 Nicholas CLAIR (VIC) (33th)</b>					
9	32.644	43.648	30.245	1:46.537	183	1	48.629	52.152	33.187	2:13.968	
10	32.356	<b>43.525</b>	30.957	1:46.838	178	2	35.593	49.377	33.364	1:58.334	177
11	32.459	43.787	30.591	1:46.837	175	3	35.308	48.867	33.135	1:57.310	173
12	32.685	43.828	30.604	1:47.117	174	4	35.240	48.547	32.869	1:56.656	173
<b>13 Travis HALL (QLD) (28th)</b>						5	<b>34.653</b>	48.065	32.857	1:55.575	177
1	3:13.667	47.649	31.735	4:33.051		6	35.324	49.377	32.894	1:57.595	171
2	34.513	46.642	31.566	1:52.721	177	7	35.180	47.973	33.442	1:56.595	171
3	34.464	46.989	31.567	1:53.020	183	8	34.692	<b>47.750</b>	<b>32.670</b>	<b>1:55.112</b>	172
4	34.418	46.726	31.687	1:52.831	182	9	35.093	48.218	33.210	1:56.521	173
5	<b>34.135</b>	46.511	31.579	<b>1:52.225</b>	179	10	34.711	48.171	32.888	1:55.770	180
6	34.312	46.747	<b>31.484</b>	1:52.543	176	11	35.394	48.027	34.616	1:58.037	169
7	34.557	46.859	31.572	1:52.988	183	<b>20 Hunter FORD (NSW) (6th)</b>					
8	35.520	46.429	32.061	1:54.010	179	1	1:42.226	45.835	30.906	2:58.967	
9	34.483	47.147	31.886	1:53.516	174	2	32.559	43.588	30.516	1:46.663	179
10	34.220	<b>46.387</b>	32.240	1:52.847	173	3	32.367	43.475	30.457	1:46.299	180
<b>14 Broc PEARSON (QLD) (4th)</b>						4	32.446	43.157	30.639	1:46.242	183
1	51.837	47.075	31.145	2:10.057		5	32.234	42.977	30.197	1:45.408	181
2	32.833	46.575	31.008	1:50.416	187	6	33.430	44.847	43.116	2:01.393 P	184
3	47.706	1:00.822	30.088	2:18.616	182	7	1:58.043	46.012	33.319	3:17.374	
4	31.850	45.174	30.341	1:47.365	188	8	33.389	47.865	33.655	1:54.909	179
5	31.681	43.313	30.631	1:45.625	187	9	<b>32.073</b>	42.927	<b>30.073</b>	<b>1:45.073</b>	181
6	<b>31.517</b>	44.559	30.497	1:46.573	183	10	<b>32.073</b>	<b>42.856</b>	30.390	1:45.319	179
7	31.922	<b>42.846</b>	30.295	1:45.063	181	<b>21 Jarred BROOK (QLD) (17th)</b>					
8	31.873	42.935	<b>30.074</b>	<b>1:44.882</b>	180	1	1:02.078	46.406	31.789	2:20.273	
9	32.995	44.496	30.670	1:48.161	183	2	32.861	44.958	31.267	1:49.086	182
10	32.516	47.304	31.535	1:51.355	175	3	<b>32.643</b>	44.676	31.332	1:48.651	180
11	33.281	54.478	34.144	2:01.903	182	4	32.679	<b>44.101</b>	30.787	<b>1:47.567</b>	181
<b>15 Bronson PICKETT (WA) (18th)</b>						5	32.791	44.236	<b>30.606</b>	1:47.633	180
1	37.388	46.943	31.798	1:56.129		6	32.763	44.537	30.909	1:48.209	181
2	33.234	47.016	31.225	1:51.475	182	7	33.033	44.148	31.160	1:48.341	174
3	33.387	44.878	31.509	1:49.774	183	8	33.147	44.446	30.969	1:48.562	172

*Scott Laing*  
 Chief Time Keeper - Scott Laing

*Tom Williams*  
 Clerk of Course - Tom Williams



Computime Race Timing Systems Pty Ltd © 1996  
 Licensed to Computime Race Timing Systems

[www.computime.com.au](http://www.computime.com.au)

COMPUTIME RACE TIMING SYSTEMS PTY LTD



ASBK.COM.AU f t i y

# Round 6 : Sydney Motorsports Park : September 8 - 10

## HI-TEC BATTERIES AUSTRALIAN SUPERSPORT 300 CHAMPIONSHIP

### Qualifying 2

Date: 09/09/17  
 Event: Q08  
 Weather: Sunny - 18.5C  
 Track: Dry - Temp: 42.4C

Started at: 12:15:04  
 Laps: 20 Min  
 Starters: 35  
 Printed at: 12:44

### PROVISIONAL SPLIT TIMES

Lap	Split 1	Split 2	Split 3	Lap Time	Spd	Lap	Split 1	Split 2	Split 3	Lap Time	Spd
9	32.955	44.363	30.668	1:47.986	175	2	34.357	46.405	31.691	1:52.453	171
10	33.278	48.332	31.027	1:52.637	180	3	33.316	45.284	31.623	1:50.223	181
11	33.118	44.328	31.117	1:48.563	175	4	33.730	44.788	31.673	1:50.191	176
<b>22 Keegan PICKERING (NSW) (30th)</b>						5	33.407	45.626	<b>31.207</b>	1:50.240	173
1	56.079	51.379	32.921	2:20.379		6	33.532	44.989	31.602	1:50.123	184
2	35.500	48.774	32.850	1:57.124	183	7	33.793	44.993	32.074	1:50.860	170
3	36.560	49.072	47.470	2:13.102 P	181	8	33.630	44.870	31.729	1:50.229	169
4	2:37.148	48.701	32.049	3:57.898		9	33.419	44.667	31.619	1:49.705	172
5	35.222	48.161	32.029	1:55.412	180	10	33.380	44.298	31.429	1:49.107	172
6	34.817	47.808	32.542	1:55.167	177	11	<b>33.164</b>	<b>44.029</b>	31.454	<b>1:48.647</b>	169
7	34.496	<b>47.352</b>	<b>31.892</b>	<b>1:53.740</b>	177	<b>29 Billy VAN EERDE (NSW) (1st)</b>					
8	<b>34.487</b>	47.970	32.123	1:54.580	179	1	1:42.338	45.609	31.155	2:59.102	
9	35.146	52.685	35.578	2:03.409	176	2	34.802	44.770	30.237	1:49.809	176
<b>23 Corey BRIFFA (NSW) (13th)</b>						3	31.644	43.580	29.981	1:45.205	187
1	52.295	46.089	31.269	2:09.653		4	31.618	43.373	29.677	1:44.668	188
2	33.110	45.205	30.519	1:48.834	178	5	31.468	43.032	29.842	1:44.342	190
3	32.467	43.566	30.378	1:46.411	186	6	<b>31.355</b>	<b>42.527</b>	<b>29.624</b>	<b>1:43.506</b>	185
4	<b>32.295</b>	43.728	<b>30.349</b>	1:46.372	182	7	33.850	45.007	47.053	2:05.910 P	182
5	32.441	43.439	30.600	1:46.480	177	<b>31 Chris DOBIE (NSW) (32th)</b>					
6	36.243	50.685	45.028	2:11.956 P	179	1	55.974	50.712	33.638	2:20.324	
7	52.385	44.105	32.058	2:08.548		2	35.385	48.331	33.322	1:57.038	168
8	37.034	45.169	31.532	1:53.735	167	3	35.437	47.975	32.969	1:56.381	167
9	32.379	<b>43.141</b>	30.751	<b>1:46.271</b>	186	4	34.716	47.478	<b>32.187</b>	<b>1:54.381</b>	172
10	32.502	43.306	30.629	1:46.437	177	5	34.663	47.518	33.505	1:55.686	171
11	32.526	43.321	30.618	1:46.465	174	6	35.298	47.943	32.492	1:55.733	170
<b>24 Ben BRAMICH (VIC) (12th)</b>						7	35.625	47.200	32.788	1:55.613	171
1	37.153	46.966	31.804	1:55.923		8	<b>34.651</b>	<b>47.186</b>	32.751	1:54.588	166
2	36.494	48.843	32.053	1:57.390	180	9	35.712	48.342	1:17.081	2:41.135	168
3	35.227	45.507	30.851	1:51.585	175	10	36.082	47.704	32.895	1:56.681	160
4	32.402	44.294	<b>30.189</b>	1:46.885	180	<b>33 Reid BATTYE (NSW) (5th)</b>					
5	33.216	44.287	30.389	1:47.892	189	1	1:29.523	46.320	30.983	2:46.826	
6	<b>32.175</b>	43.671	30.282	<b>1:46.128</b>	187	2	31.810	43.962	30.533	1:46.305	182
7	32.481	43.754	30.534	1:46.769	188	3	31.688	43.628	30.201	1:45.517	186
8	33.221	43.596	30.413	1:47.230	182	4	<b>31.596</b>	45.024	30.498	1:47.118	189
9	32.731	43.575	30.333	1:46.639	184	5	31.728	43.235	<b>29.931</b>	<b>1:44.894</b>	182
10	32.622	<b>43.510</b>	30.604	1:46.736	186	6	32.007	46.057	51.614	2:09.678 P	182
11	32.185	44.590	31.459	1:48.234	181	7	2:14.423	45.550	31.498	3:31.471	
<b>28 Tayla RELPH (QLD) (20th)</b>						8	31.942	42.920	30.430	1:45.292	187
1	1:18.887	48.609	33.478	2:40.974		9	32.169	<b>42.818</b>	30.312	1:45.299	177
						10	31.853	43.125	30.238	1:45.216	181

*Scott Laing*  
 Chief Time Keeper - Scott Laing

*Tom Williams*  
 Clerk of Course - Tom Williams



Computime Race Timing Systems Pty Ltd © 1996  
 Licensed to Computime Race Timing Systems

[www.computime.com.au](http://www.computime.com.au)

COMPUTIME RACE TIMING SYSTEMS PTY LTD



ASBK.COM.AU f t i y

# Round 6 : Sydney Motorsports Park : September 8 - 10

## HI-TEC BATTERIES AUSTRALIAN SUPERSPORT 300 CHAMPIONSHIP

### Qualifying 2

Date: 09/09/17  
 Event: Q08  
 Weather: Sunny - 18.5C  
 Track: Dry - Temp: 42.4C

Started at: 12:15:04  
 Laps: 20 Min  
 Starters: 35  
 Printed at: 12:44

### PROVISIONAL SPLIT TIMES

Lap	Split 1	Split 2	Split 3	Lap Time	Spd	Lap	Split 1	Split 2	Split 3	Lap Time	Spd
<b>34 Boyd HOCKING (VIC) (26th)</b>						1	56.284	50.727	33.453	2:20.464	
1	1:35.014	47.024	32.027	2:54.065		2	35.521	48.867	33.259	1:57.647	171
2	34.028	46.197	32.002	1:52.227	175	3	35.054	47.774	33.238	1:56.066	178
3	<b>33.784</b>	<b>45.675</b>	31.795	<b>1:51.254</b>	178	4	34.869	48.443	32.670	1:55.982	177
4	34.291	46.152	31.942	1:52.385	176	5	35.009	48.152	32.436	1:55.597	174
5	34.365	45.832	<b>31.599</b>	1:51.796	174	6	34.660	47.204	32.606	1:54.470	177
6	34.027	45.794	31.678	1:51.499	174	7	35.161	47.301	33.436	1:55.898	173
7	34.095	45.764	31.896	1:51.755	171	8	35.015	47.395	32.611	1:55.021	173
8	41.277	59.688	53.368	2:34.333 P	172	9	<b>34.345</b>	<b>46.283</b>	<b>32.317</b>	<b>1:52.945</b>	176
9	3:41.898	47.171	32.055	5:01.124		10	34.682	46.724	32.363	1:53.769	171
<b>37 Jack MAHAFFY (VIC) (3rd)</b>						<b>53 Jonathon HENDERSON (VIC) (34th)</b>					
1	13:00.996	44.415	30.674	14:16.085		1	1:44.747	48.728	33.049	3:06.524	
2	32.213	42.657	30.158	1:45.028	177	2	34.984	47.922	32.889	<b>1:55.795</b>	170
3	32.141	42.597	31.215	1:45.953	180	3	<b>34.907</b>	48.301	<b>32.855</b>	1:56.063	169
4	<b>31.816</b>	43.709	30.479	1:46.004	179	4	39.390	53.679	48.241	2:21.310 P	170
5	32.133	<b>42.484</b>	<b>30.081</b>	<b>1:44.698</b>	176	5	4:08.318	53.006	33.034	5:34.358	
<b>41 Max CROKER (NSW) (7th)</b>						6	36.087	48.209	32.929	1:57.225	166
1	1:29.800	46.544	30.531	2:46.875		7	41.496	48.269	32.979	2:02.744	164
2	31.688	43.819	30.421	1:45.928	193	8	35.461	<b>47.793</b>	32.858	1:56.112	165
3	31.652	43.875	30.057	1:45.584	187	<b>57 Seth CRUMP (QLD) (19th)</b>					
4	<b>31.562</b>	43.920	30.604	1:46.086	187	1	41.355	45.641	30.858	1:57.854	
5	31.845	43.231	30.068	<b>1:45.144</b>	180	2	33.122	44.811	31.165	1:49.098	183
6	33.271	44.894	<b>29.776</b>	1:47.941	183	3	33.493	44.811	30.850	1:49.154	181
7	31.846	<b>43.172</b>	30.174	1:45.192	187	4	33.174	44.922	30.847	1:48.943	181
8	32.318	43.360	30.098	1:45.776	179	5	33.098	44.975	30.741	1:48.814	180
9	33.059	45.316	30.015	1:48.390	185	6	33.282	44.852	30.836	1:48.970	181
10	31.839	47.531	44.802	2:04.172 P	188	7	33.235	45.015	55.194	2:13.444	178
<b>44 Tom BRAMICH (VIC) (10th)</b>						8	35.121	45.201	30.933	1:51.255	174
1	51.633	46.924	31.044	2:09.601		9	33.946	45.337	<b>30.711</b>	1:49.994	179
2	32.671	46.206	30.617	1:49.494	193	10	<b>32.693</b>	45.876	31.758	1:50.327	182
3	32.111	44.107	30.396	1:46.614	187	11	32.963	<b>44.446</b>	30.878	<b>1:48.287</b>	178
4	32.135	44.263	30.101	1:46.499	189	<b>65 Jonah SITA (WA) (22th)</b>					
5	32.514	44.328	<b>30.040</b>	1:46.882	191	1	38.568	46.428	31.541	1:56.537	
6	<b>31.871</b>	44.311	30.265	1:46.447	189	2	<b>33.157</b>	46.531	31.110	1:50.798	184
7	32.037	43.701	32.120	1:47.858	186	3	34.784	48.157	31.619	1:54.560	180
8	32.159	43.560	<b>30.040</b>	<b>1:45.759</b>	186	4	33.299	<b>45.299</b>	30.799	1:49.397	178
9	32.521	<b>43.497</b>	30.516	1:46.534	187	5	33.245	45.375	<b>30.529</b>	<b>1:49.149</b>	179
10	42.385	1:08.666	43.279	2:34.330 P	177	6	33.834	48.229	31.102	1:53.165	189
<b>51 Austin BARNES (VIC) (29th)</b>						7	33.852	46.449	45.684	2:05.985 P	178
						8	1:55.739	45.681	31.587	3:13.007	

*Scott Laing*  
 Chief Time Keeper - Scott Laing

*Tom Williams*  
 Clerk of Course - Tom Williams



Computime Race Timing Systems Pty Ltd © 1996  
 Licensed to Computime Race Timing Systems

[www.computime.com.au](http://www.computime.com.au)

COMPUTIME RACE TIMING SYSTEMS PTY LTD



ASBK.COM.AU f t i y

# Round 6 : Sydney Motorsports Park : September 8 - 10

## HI-TEC BATTERIES AUSTRALIAN SUPERSPORT 300 CHAMPIONSHIP

### Qualifying 2

Date: 09/09/17  
 Event: Q08  
 Weather: Sunny - 18.5C  
 Track: Dry - Temp: 42.4C

Started at: 12:15:04  
 Laps: 20 Min  
 Starters: 35  
 Printed at: 12:44

### PROVISIONAL SPLIT TIMES

Lap	Split 1	Split 2	Split 3	Lap Time	Spd	Lap	Split 1	Split 2	Split 3	Lap Time	Spd
9	33.750	45.488	31.612	1:50.850	174	3	<b>32.062</b>	43.550	30.315	1:45.927	182
						4	32.165	43.721	30.381	1:46.267	184
<b>70 Troy RYAN (NSW) (25th)</b>						5	32.432	<b>43.143</b>	30.343	1:45.918	182
1	46.730	49.310	32.612	2:08.652		6	33.697	47.263	<b>30.081</b>	1:51.041	183
2	35.257	46.010	31.726	1:52.993	182	7	32.311	43.343	30.343	1:45.997	184
3	34.043	45.945	32.013	1:52.001	180	8	32.075	43.330	30.282	<b>1:45.687</b>	183
4	34.148	45.891	31.982	1:52.021	178	9	33.143	43.766	30.087	1:46.996	180
5	34.058	47.033	48.095	2:09.186 P	181	10	33.053	47.159	46.269	2:06.481 P	184
6	1:01.876	45.412	<b>31.489</b>	2:18.777		11	1:13.282	43.849	30.441	2:27.572	
7	33.818	45.743	31.905	1:51.466	175						
8	33.913	45.415	31.816	1:51.144	179	<b>93 Drew SELLS (VIC) (15th)</b>					
9	33.893	<b>45.125</b>	32.265	1:51.283	175	1	50.823	47.392	31.237	2:09.452	
10	<b>33.202</b>	46.313	31.696	1:51.211	178	2	32.904	46.888	31.228	1:51.020	184
11	33.457	45.387	32.061	<b>1:50.905</b>	179	3	32.722	45.644	31.105	1:49.471	181
						4	47.468	56.094	30.991	2:14.553	185
<b>81 Mathew CARTELLONE (QLD) (35th)</b>						5	32.530	44.161	30.924	1:47.615	181
1	56.379	52.078	34.128	2:22.585		6	<b>32.093</b>	44.682	31.426	1:48.201	181
2	35.959	49.901	34.099	1:59.959	170	7	32.488	43.941	30.960	1:47.389	176
3	36.421	50.878	34.177	2:01.476	166	8	35.707	45.569	33.832	1:55.108	173
4	36.107	49.989	34.224	2:00.320	168	9	33.049	48.915	33.709	1:55.673	180
5	36.578	49.909	<b>33.577</b>	2:00.064	166	10	32.620	43.781	<b>30.705</b>	1:47.106	181
6	36.589	49.670	33.966	2:00.225	165	11	32.304	<b>43.571</b>	30.864	<b>1:46.739</b>	176
7	36.119	49.235	34.065	1:59.419	163						
8	36.621	49.666	34.158	2:00.445	161	<b>97 Peter NERLICH (VIC) (24th)</b>					
9	36.617	49.258	33.783	1:59.658	163	1	41.787	45.741	31.580	1:59.108	
10	<b>35.799</b>	<b>49.166</b>	34.299	<b>1:59.264</b>	167	2	33.535	45.682	31.716	1:50.933	178
						3	33.556	<b>45.056</b>	31.925	1:50.537	176
<b>86 Oliver BAYLISS (QLD) (2nd)</b>						4	34.130	45.944	31.218	1:51.292	175
1	51.079	46.434	31.087	2:08.600		5	33.934	45.210	<b>31.072</b>	<b>1:50.216</b>	181
2	33.147	45.431	30.651	1:49.229	180	6	<b>33.034</b>	46.522	31.464	1:51.020	182
3	31.952	43.598	43.262	1:58.812 P	184	7	33.927	45.233	31.859	1:51.019	173
4	55.936	44.128	30.675	2:10.739		8	34.193	45.276	31.536	1:51.005	171
5	<b>31.696</b>	<b>43.066</b>	29.763	<b>1:44.525</b>	185	9	33.887	45.161	31.984	1:51.032	175
6	31.801	43.795	<b>29.750</b>	1:45.346	183	10	34.363	45.533	31.823	1:51.719	171
7	32.288	43.219	29.946	1:45.453	181	11	34.134	45.696	31.679	1:51.509	171
8	32.111	43.527	30.228	1:45.866	180						
9	32.901	43.867	42.131	1:58.899 P	184	<b>115 Rogan CHANDLER (NZ) (16th)</b>					
10	1:15.769	44.316	30.968	2:31.053		1	52.477	46.749	31.191	2:10.417	
11	32.572	43.366	30.061	1:45.999	183	2	32.690	45.517	31.149	1:49.356	183
						3	32.793	<b>44.216</b>	30.489	1:47.498	184
<b>87 Zac LEVY (QLD) (9th)</b>						4	<b>32.623</b>	44.243	30.663	1:47.529	184
1	50.131	46.684	31.765	2:08.580		5	32.648	44.228	<b>30.396</b>	<b>1:47.272</b>	182
2	33.305	45.417	30.678	1:49.400	182	6	32.904	45.333	44.273	2:02.510 P	184

*Scott Laing*  
 Chief Time Keeper - Scott Laing

*Tom Williams*  
 Clerk of Course - Tom Williams



Computime Race Timing Systems Pty Ltd © 1996  
 Licensed to Computime Race Timing Systems

[www.computime.com.au](http://www.computime.com.au)

COMPUTIME RACE TIMING SYSTEMS PTY LTD





ASBK.COM.AU f t i y

# Round 6 : Sydney Motorsports Park : September 8 - 10

## HI-TEC BATTERIES AUSTRALIAN SUPERSPORT 300 CHAMPIONSHIP

### Qualifying 2

Date: 09/09/17  
 Event: Q08  
 Weather: Sunny - 18.5C  
 Track: Dry - Temp: 42.4C

Started at: 12:15:04  
 Laps: 20 Min  
 Starters: 35  
 Printed at: 12:44

### PROVISIONAL SPLIT TIMES

Lap	Split 1	Split 2	Split 3	Lap Time	Spd	Lap	Split 1	Split 2	Split 3	Lap Time	Spd
7	2:50.584	45.374	31.747	4:07.705		1	1:10.166	47.774	32.598	2:30.538	
8	32.641	44.227	30.871	1:47.739	184	2	34.402	46.360	32.237	1:52.999	176
9	33.361	44.233	30.827	1:48.421	178	3	35.500	47.229	32.272	1:55.001	176
10	32.782	44.220	30.986	1:47.988	176	4	<b>34.123</b>	46.145	<b>31.817</b>	<b>1:52.085</b>	174
						5	34.729	46.376	31.945	1:53.050	178
						6	34.210	47.230	32.387	1:53.827	175
						7	34.603	46.622	32.277	1:53.502	173
						8	34.409	46.048	32.340	1:52.797	167
						9	34.495	<b>46.002</b>	45.120	2:05.617 P	170
						10	1:25.427	47.233	32.407	2:45.067	
<b>151</b>	<b>Locky TAYLOR (QLD) (11th)</b>										
1	49.941	47.986	30.837	2:08.764							
2	33.371	46.691	30.908	1:50.970	187						
3	32.550	44.220	30.492	1:47.262	189						
4	32.206	43.759	30.144	1:46.109	186						
5	32.719	44.124	30.301	1:47.144	189						
6	<b>32.181</b>	43.944	30.225	1:46.350	187						
7	32.380	43.965	30.544	1:46.889	184						
8	32.641	43.983	30.372	1:46.996	186						
9	32.326	<b>43.735</b>	<b>29.949</b>	<b>1:46.010</b>	183						
10	33.136	44.228	30.525	1:47.889	191						
11	32.503	43.780	30.571	1:46.854	179						
12				1:46.901							
<b>305</b>	<b>Andrew EDSER (VIC) (23th)</b>										
1	2:08.991	48.164	42.964	3:40.119 P							
2	53.684	45.852	31.587	2:11.123							
3	33.436	45.358	31.471	1:50.265	180						
4	33.525	45.541	31.765	1:50.831	176						
5	33.578	<b>45.114</b>	<b>31.205</b>	<b>1:49.897</b>	175						
6	33.741	45.362	31.775	1:50.878	173						
7	33.933	46.036	50.082	2:10.051 P	170						
8	1:02.116	47.808	35.993	2:25.917							
9	<b>33.408</b>	45.612	32.046	1:51.066	172						
10	33.761	45.626	31.451	1:50.838	174						
<b>333</b>	<b>Yanni SHAW (NSW) (8th)</b>										
1	14:02.908	48.115	31.195	15:22.218							
2	33.358	48.047	35.427	1:56.832	177						
3	32.303	44.898	30.631	1:47.832	182						
4	<b>32.005</b>	<b>43.480</b>	<b>30.200</b>	<b>1:45.685</b>	178						
<b>337</b>	<b>Gregory FARRELL (NSW) (27th)</b>										

The results are provisional until the end of the time limit for protests and appeals.

*Scott Laing*  
 Chief Time Keeper - Scott Laing

*Tom Williams*  
 Clerk of Course - Tom Williams



Computime Race Timing Systems Pty Ltd © 1996  
 Licensed to Computime Race Timing Systems

[www.computime.com.au](http://www.computime.com.au)

COMPUTIME RACE TIMING SYSTEMS PTY LTD





ASBK.COM.AU f t i y

# Round 6 : Sydney Motorsports Park : September 8 - 10

## HI-TEC BATTERIES AUSTRALIAN SUPERSPORT 300 CHAMPIONSHIP

### Qualifying 2

Date: 09/09/17  
 Event: Q08  
 Weather: Sunny - 18.5C  
 Track: Dry - Temp: 42.4C

Started at: 12:15:04  
 Laps: 20 Min  
 Starters: 35  
 Printed at: 12:44

### PROVISIONAL FASTEST LAPS SEQUENCE

Race Time	No	Name	Machine	Fastest Lap	On Lap
3:46.952	57	Seth CRUMP (QLD)	KTM RC 390	1:49.098	1
3:58.487	23	Corey BRIFFA (NSW)	Yamaha R3 321	1:48.834	1
4:32.803	41	Max CROKER (NSW)	KTM RC 390	1:45.928	1
5:43.907	87	Zac LEVY (QLD)	Yamaha R3 321	1:45.927	2
6:18.387	41	Max CROKER (NSW)	KTM RC 390	1:45.584	2
6:18.648	33	Reid BATTYE (NSW)	Kawasaki EX 300	1:45.517	2
6:34.116	29	Billy VAN EERDE (NSW)	KTM RC 390	1:45.205	2
8:18.784	29	Billy VAN EERDE (NSW)	KTM RC 390	1:44.668	3
9:51.905	86	Oliver BAYLISS (QLD)	Kawasaki EX 300	1:44.525	4
10:03.126	29	Billy VAN EERDE (NSW)	KTM RC 390	1:44.342	4
11:46.632	29	Billy VAN EERDE (NSW)	KTM RC 390	1:43.506	5

The results are provisional until the end of the time limit for protests and appeals.

*Scott Laing*  
 Chief Time Keeper - Scott Laing

*Tom Williams*  
 Clerk of Course - Tom Williams



Computime Race Timing Systems Pty Ltd © 1996  
 Licensed to Computime Race Timing Systems

[www.computime.com.au](http://www.computime.com.au)

COMPUTIME RACE TIMING SYSTEMS PTY LTD



ASBK.COM.AU f t i y

# Round 6 : Sydney Motorsports Park : September 8 - 10

## HI-TEC BATTERIES AUSTRALIAN SUPERSPORT 300 CHAMPIONSHIP

### Qualifying 2


Date: 09/09/17  
 Event: Q08  
 Weather: Sunny - 18.5C  
 Track: Dry - Temp: 42.4C


Started at: 12:15:04  
 Laps: 20 Min  
 Starters: 35  
 Printed at: 12:44

### PROVISIONAL BEST PARTIAL TIMES

Pos	Split 1		Split 2		Split 3		LAP		Ideal	Fastest
	Name	Time	Name	Time	Name	Time	Name	Time		
1	B. VAN EERDE	31.355	J. MAHAFFY	42.484	B. VAN EERDE	29.624	B. VAN EERD	1:43.506	1:43.506	
2	B. PEARSON	31.517	B. VAN EERDE	42.527	O. BAYLISS	29.750	R. BATTYE	1:44.345	1:44.894	
3	M. CROKER	31.562	R. BATTYE	42.818	M. CROKER	29.776	J. MAHAFFY	1:44.381	1:44.698	
4	R. BATTYE	31.596	B. PEARSON	42.846	R. BATTYE	29.931	B. PEARSON	1:44.437	1:44.882	
5	O. BAYLISS	31.696	H. FORD	42.856	L. TAYLOR	29.949	M. CROKER	1:44.510	1:45.144	
6	J. MAHAFFY	31.816	O. BAYLISS	43.066	B. DEMMERY	30.006	O. BAYLISS	1:44.512	1:44.525	
7	T. BRAMICH	31.871	C. BRIFFA	43.141	T. BRAMICH	30.040	H. FORD	1:45.002	1:45.073	
8	B. DEMMERY	31.961	Z. LEVY	43.143	H. FORD	30.073	Z. LEVY	1:45.286	1:45.687	
9	Y. SHAW	32.005	M. CROKER	43.172	B. PEARSON	30.074	T. BRAMICH	1:45.408	1:45.759	
10	Z. LEVY	32.062	Y. SHAW	43.480	J. MAHAFFY	30.081	B. DEMMERY	1:45.492	1:46.471	
11	H. FORD	32.073	T. BRAMICH	43.497	Z. LEVY	30.081	Y. SHAW	1:45.685	1:45.685	
12	D. SELLS	32.093	B. BRAMICH	43.510	B. BRAMICH	30.189	C. BRIFFA	1:45.785	1:46.271	
13	B. BRAMICH	32.175	B. DEMMERY	43.525	Y. SHAW	30.200	L. TAYLOR	1:45.865	1:46.010	
14	L. TAYLOR	32.181	D. SELLS	43.571	C. BRIFFA	30.349	B. BRAMICH	1:45.874	1:46.128	
15	C. BRIFFA	32.295	L. TAYLOR	43.735	B. PICKETT	30.376	D. SELLS	1:46.369	1:46.739	
16	B. PICKETT	32.470	T. RELPH	44.029	R. CHANDLER	30.396	B. PICKETT	1:47.069	1:47.728	
17	R. CHANDLER	32.623	J. BROOK	44.101	J. SITA	30.529	R. CHANDLE	1:47.235	1:47.272	
18	J. BROOK	32.643	R. CHANDLER	44.216	J. BROOK	30.606	J. BROOK	1:47.350	1:47.567	
19	S. CRUMP	32.693	B. PICKETT	44.223	D. SELLS	30.705	S. CRUMP	1:47.850	1:48.287	
20	L. BROWN	32.866	S. CRUMP	44.446	S. CRUMP	30.711	T. RELPH	1:48.400	1:48.647	
21	P. NERLICH	33.034	L. BROWN	45.027	P. NERLICH	31.072	L. BROWN	1:48.977	1:49.097	
22	J. SITA	33.157	P. NERLICH	45.056	L. BROWN	31.084	J. SITA	1:48.985	1:49.149	
23	T. RELPH	33.164	A. EDSER	45.114	A. EDSER	31.205	P. NERLICH	1:49.162	1:50.216	
24	T. RYAN	33.202	T. RYAN	45.125	T. RELPH	31.207	A. EDSER	1:49.727	1:49.897	
25	A. EDSER	33.408	J. SITA	45.299	T. HALL	31.484	T. RYAN	1:49.816	1:50.905	
26	B. HOCKING	33.784	B. HOCKING	45.675	T. RYAN	31.489	B. HOCKING	1:51.058	1:51.254	
27	G. FARRELL	34.123	G. FARRELL	46.002	B. HOCKING	31.599	G. FARRELL	1:51.942	1:52.085	
28	T. HALL	34.135	A. BARNES	46.283	G. FARRELL	31.817	T. HALL	1:52.006	1:52.225	
29	A. BARNES	34.345	T. HALL	46.387	K. PICKERING	31.892	A. BARNES	1:52.945	1:52.945	
30	S. TURNER	34.378	S. TURNER	46.986	C. DOBIE	32.187	K. PICKERING	1:53.731	1:53.740	
31	K. PICKERING	34.487	C. DOBIE	47.186	A. BARNES	32.317	S. TURNER	1:53.778	1:54.189	
32	C. DOBIE	34.651	K. PICKERING	47.352	S. TURNER	32.414	C. DOBIE	1:54.024	1:54.381	
33	N. CLAIR	34.653	N. CLAIR	47.750	N. CLAIR	32.670	N. CLAIR	1:55.073	1:55.112	
34	J. HENDERSON	34.907	J. HENDERSON	47.793	J. HENDERSON	32.855	J. HENDERSO	1:55.555	1:55.795	
35	M. CARTELLONE	35.799	M. CARTELLONE	49.166	M. CARTELLONE	33.577	M. CARTELL	1:58.542	1:59.264	

The results are provisional until the end of the time limit for protests and appeals.

  
 Chief Time Keeper - Scott Laing

  
 Clerk of Course - Tom Williams



Computime Race Timing Systems Pty Ltd © 1996  
 Licensed to Computime Race Timing Systems

[www.computime.com.au](http://www.computime.com.au)

COMPUTIME RACE TIMING SYSTEMS PTY LTD





ASBK.COM.AU f t i y

# Round 6 : Sydney Motorsports Park : September 8 - 10

## HI-TEC BATTERIES AUSTRALIAN SUPERSPORT 300 CHAMPIONSHIP

### Overall Qualifying


### PROVISIONAL MERGED CLASSIFICATION

Date: 09/09/17

Printed at: 12:44

Pos	No	Gr	Name	Class	Machine	Event Q04	Event Q08	Fastest Lap
1	29	J	Billy VAN EERDE (NSW) / KTM Aust. / Hunter Valley M-cycles / Chris Watson M-cycles	O300	KTM RC 390	1:44.988	1:43.506	1:43.506
2	71	J	Tommy EDWARDS (NSW) / Alpinestars / Yamaha Aust. / Repsol / Bell / Dunlop / Nautical Pools	O300	Yamaha R3 321	1:44.023		1:44.023
3	333	B	Yanni SHAW (NSW) / Bcperformance Junior Team / Landscapesupplies.com.au / IPONE	U300	Kawasaki EX 300	1:44.168	1:45.685	1:44.168
4	37	J	Jack MAHAFFY (VIC) / JDS Moto / Eastern Security Doors / JLT Insurance / TelMe Fleet / SignPro	O300	Yamaha R3 321	1:44.278	1:44.698	1:44.278
5	86	J	Oliver BAYLISS (QLD) / Cube Racing / Australian Outdoor Living / Motul / Pirelli / Sprint Filter	U300	Kawasaki EX 300	1:44.325	1:44.525	1:44.325
6	33	J	Reid BATTYE (NSW) / Bcperformance Junior Team / Landscapesupplies.com.au / IPONE	U300	Kawasaki EX 300	1:44.330	1:44.894	1:44.330
7	14	B	Broc PEARSON (QLD) / Yamaha / YRD / Maxima Oils / World Gym / Kabuto / Pirelli Tyres	O300	Yamaha R3 321	1:45.815	1:44.882	1:44.882
8	20	B	Hunter FORD (NSW) / Ford Brothers Racing / Huntingtons NSW / Hunter Bikers Events	O300	Yamaha R3 321	1:45.353	1:45.073	1:45.073
9	41	A	Max CROKER (NSW) / KTM Aust. / Nolan Helmets / Bridgestone / Ron Angel Classic Racing	O300	KTM RC 390	1:45.212	1:45.144	1:45.144
10	87	A	Zac LEVY (QLD) / Tahli Passeri / Puma RV's / Hannay Lawyers / RaceArt Aust / Kabuto	O300	Yamaha R3 321	1:45.344	1:45.687	1:45.344
11	23		Corey BRIFFA (NSW) / Alex Cudlin M-sport / St Phillips Christian College Cessnock	O300	Yamaha R3 321	1:45.606	1:46.271	1:45.606
12	44	C	Tom BRAMICH (VIC) / Ron Angel Classic Racing / Nolan Helmets / YRD / Ricondi / BoardPro	O300	Yamaha R3 321	1:45.766	1:45.759	1:45.759
13	151	J	Locky TAYLOR (QLD) / LTR Racing / Fitness2Podium / Lki Brand / ART Ridedynamics / TC Tipers	O300	Yamaha R3 321	1:46.587	1:46.010	1:46.010
14	24		Ben BRAMICH (VIC) / Ron Angel Classic Racing / Nolan Helmets / Yamaha YRD / Ricondi	O300	Yamaha R3 321	1:46.807	1:46.128	1:46.128
15	1	A	Brandon DEMMERY (NSW) / Deborah M-sports / Yamaha YRD / Dunlop / Rescom Erebus Academy	O300	Yamaha R3 321	1:46.891	1:46.471	1:46.471
16	93	B	Drew SELLS (VIC) / Race Center / Oilee Racing / Peter Stevens M-cycles / Rubic	U300	Kawasaki EX 300	1:47.410	1:46.739	1:46.739
17	21	A	Jarred BROOK (QLD) / KTM Aust. / Wide Bay M-cycles / Shoei Helmets / Motul / Pirelli / Shark	O300	KTM RC 390	1:46.996	1:47.567	1:46.996
18	115	?	Rogan CHANDLER (NZ) / Acid Racing / Race Center / Leslie Chanlder / Dimond Design	O300	Yamaha R3 321	1:47.759	1:47.272	1:47.272

  
 Chief Time Keeper - Scott Laing

  
 Clerk of Course - Tom Williams



Computime Race Timing Systems Pty Ltd © 1996  
 Licensed to Computime Race Timing Systems

[www.computime.com.au](http://www.computime.com.au)

COMPUTIME RACE TIMING SYSTEMS PTY LTD





ASBK.COM.AU f t i y

# Round 6 : Sydney Motorsports Park : September 8 - 10

## HI-TEC BATTERIES AUSTRALIAN SUPERSPORT 300 CHAMPIONSHIP

### Overall Qualifying

### PROVISIONAL MERGED CLASSIFICATION

Date: 09/09/17


Printed at: 12:44

Pos	No	Gr	Name	Class	Machine	Event Q04	Event Q08	Fastest Lap
19	15	J	Bronson PICKETT (WA) / Pete's Harley & Dyno Serv. / M & B Garden Bags / M & B Rubbish Disp.	U300	Kawasaki EX 300	1:48.435	1:47.728	1:47.728
20	65	C	Jonah SITA (WA) / Flashpoint Motosport / Michael Sita	O300	Yamaha R3 321	1:48.029	1:49.149	1:48.029
21	57	J	Seth CRUMP (QLD) / Jason Crump / Rock Oil / KTM Brisbane / Bell / Alpinestars	O300	KTM RC 390	1:48.434	1:48.287	1:48.287
22	28	C	Tayla RELPH (QLD) / Motorcycle Sportsmen / Earmould Aust / NorthStar Yamaha / Pirelli	O300	Yamaha R3 321	1:50.043	1:48.647	1:48.647
23	355	C	Laura BROWN (NSW) / Ricondi / Draggin Jeans / Shark Helmets / Falco Motorcycle Boots / Pirelli	U300	Kawasaki EX 300	1:50.322	1:49.097	1:49.097
24	305	C	Andrew EDSER (VIC) / RedMen Fire / RaceArt Designs / Walters M-cycles	U300	Kawasaki EX 300	1:50.722	1:49.897	1:49.897
25	70	J	Troy RYAN (NSW) / Taree Motorcycles	O300	Yamaha R3 321	1:49.965	1:50.905	1:49.965
26	97	J	Peter NERLICH (VIC) / TCN Racing / Bill Nerlich / BART	U300	Kawasaki EX 300	1:50.519	1:50.216	1:50.216
27	34		Boyd HOCKING (VIC) / DPH Motorsport Yamaha	O300	Yamaha R3 321	1:51.430	1:51.254	1:51.254
28	337	C	Gregory FARRELL (NSW) / Bcperformance / Landscapesupplies.com.au	U300	Kawasaki EX 300	1:53.166	1:52.085	1:52.085
29	13	J	Travis HALL (QLD) / Barry's Dyno / Motorcycles 'R' Us	U300	Kawasaki EX 300	1:52.163	1:52.225	1:52.163
30	51	C	Austin BARNES (VIC)	U300	Kawasaki EX 300	1:54.880	1:52.945	1:52.945
31	31		Chris DOBIE (NSW) / AMCN / Pirelli / YMF	O300	Yamaha R3 321	1:53.642	1:54.381	1:53.642
32	22	D	Keegan PICKERING (NSW) / Maroochydyore Beach Motel / Earmould Aust / West Sliders	U300	Kawasaki EX 300	1:55.628	1:53.740	1:53.740
33	520	?	Shelby TURNER (QLD) / Pro Cycle Dyno / Motorcycle Exhaust Professionals / KFM Smash Repairs	U300	Kawasaki EX 300	1:56.500	1:54.189	1:54.189
34	53	J	Jonathon HENDERSON (VIC)	O300	Yamaha R3 321	1:54.877	1:55.795	1:54.877
35	18	J	Nicholas CLAIR (VIC) / TCN Racing / BART	U300	Kawasaki EX 300	1:56.748	1:55.112	1:55.112
36	81	D	Mathew CARTELLONE (QLD) / Carto Engineering M-cycle Access. / Platinum Paintless Dent Removal	U300	Kawasaki EX 300	1:56.688	1:59.264	1:56.688

\*\*\* ALL RIDERS QUALIFY \*\*\*

The results are provisional until the end of the time limit for protests and appeals.

  
Chief Time Keeper - Scott Laing

  
Clerk of Course - Tom Williams



Computime Race Timing Systems Pty Ltd © 1996  
Licensed to Computime Race Timing Systems

[www.computime.com.au](http://www.computime.com.au)

COMPUTIME RACE TIMING SYSTEMS PTY LTD





ASBK.COM.AU f t i y

# Round 6 : Sydney Motorsports Park : September 8 - 10

## HI-TEC BATTERIES AUSTRALIAN SUPERSPORT 300 CHAMPIONSHIP

### EVENTS 2, 5, & 13

### PROVISIONAL MERGED GRID SHEET

Date: 09/09/17

Printed at: 12:44



333	3 Y. SHAW 1:44.168	71	2 T. EDWARDS 1:44.023	29	1 B. VAN EERDE 1:43.506	1
33	6 R. BATTYE 1:44.330	86	5 O. BAYLISS 1:44.325	37	4 J. MAHAFFY 1:44.278	2
41	9 M. CROKER 1:45.144	20	8 H. FORD 1:45.073	14	7 B. PEARSON 1:44.882	3
44	12 T. BRAMICH 1:45.759	23	11 C. BRIFFA 1:45.606	87	10 Z. LEVY 1:45.344	4
1	15 B. DEMMERY 1:46.471	24	14 B. BRAMICH 1:46.128	151	13 L. TAYLOR 1:46.010	5
115	18 R. CHANDLER 1:47.272	21	17 J. BROOK 1:46.996	93	16 D. SELLS 1:46.739	6
57	21 S. CRUMP 1:48.287	65	20 J. SITA 1:48.029	15	19 B. PICKETT 1:47.728	7
305	24 A. EDSER 1:49.897	355	23 L. BROWN 1:49.097	28	22 T. RELPH 1:48.647	8
34	27 B. HOCKING 1:51.254	97	26 P. NERLICH 1:50.216	70	25 T. RYAN 1:49.965	9

*Scott Laing*  
Chief Time Keeper - Scott Laing

*Tom Williams*  
Clerk of Course - Tom Williams



Computime Race Timing Systems Pty Ltd © 1996  
Licensed to Computime Race Timing Systems

[www.computime.com.au](http://www.computime.com.au)

COMPUTIME RACE TIMING SYSTEMS PTY LTD





ASBK.COM.AU f t i y

# Round 6 : Sydney Motorsports Park : September 8 - 10

## HI-TEC BATTERIES AUSTRALIAN SUPERSPORT 300 CHAMPIONSHIP

### EVENTS 2, 5, & 13

### PROVISIONAL MERGED GRID SHEET

Date: 09/09/17

Printed at: 12:44

30 <b>51</b> A. BARNES 1:52.945	29 <b>13</b> T. HALL 1:52.163	28 <b>337</b> G. FARRELL 1:52.085	<b>10</b>
33 <b>520</b> S. TURNER 1:54.189	32 <b>22</b> K. PICKERING 1:53.740	31 <b>31</b> C. DOBIE 1:53.642	<b>11</b>
36 <b>81</b> M. CARTELLON 1:56.688	35 <b>18</b> N. CLAIR 1:55.112	34 <b>53</b> J. HENDERSON 1:54.877	<b>12</b>

\*\*\* ALL RIDERS QUALIFY \*\*\*

The results are provisional until the end of the time limit for protests and appeals.

*Scott Laing*  
Chief Time Keeper - Scott Laing

*Tom Williams*  
Clerk of Course - Tom Williams



Computime Race Timing Systems Pty Ltd © 1996  
Licensed to Computime Race Timing Systems

[www.computime.com.au](http://www.computime.com.au)

COMPUTIME RACE TIMING SYSTEMS PTY LTD

